


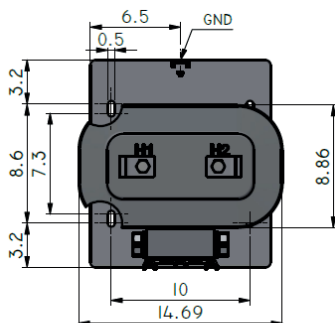


36 kV EXTERNAL MEDIUM-VOLTAGE CURRENT TRANSFORMER

Rymel manufactures current transformers within a voltage range spanning from 0.6 kV to 36 kV. This catalog specifically details the technical specifications of the 36 kV series of current transformers. All equipment is manufactured in accordance with the IEEE C57.13 standard.

Base Plate:

The transformer is equipped with a stainless steel base plate featuring four holes for convenient installation. Additionally, it incorporates a 90° ground connection that is welded to the plate. The plate itself boasts a thickness of 0.2 inches.



Construction:

Rymel manufactures measuring transformers with the highest quality standards and in compliance with the IEEE regulations. Our transformers are made with cycloaliphatic epoxy resin, which is resistant to weather and environmental exposure.

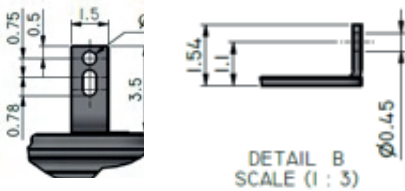
Markings:

- The transformer comes equipped with an anodized aluminum nameplate securely affixed to the base plate of the equipment.
- Both primary and secondary markings are intricately etched in low relief using a laser marker.
- Additionally, stickers displaying the markings of the connections are provided on the terminal cover of the secondary connection for ease of identification.



Primary Terminals:

The primary terminals are crafted from copper and are hot-tinned, boasting a thickness of 0.4 inches.



Secondary Terminals:

The secondary terminal cover screws feature a butterfly terminal type design. Additionally, they incorporate a shorting device made of tinned copper, with a thickness of 0.125 inches. This design is specifically engineered to short-circuit the equipment between X1 and X2 when necessary, as well as between X2 and Ground.

TYPE		Outdoor
MODEL		TCEM
RESIN		Cycloaliphatic epoxy for exterior use
MAXIMUM INSULATION LEVEL	kV	36.5
APPLIED VOLTAGE	kV	70
MEASUREMENT CLASS		0.15, 0.3, 0.6, 1.2
NOMINAL BURDEN	VA	B-0.1, B-0.2, B-0.5, B 0.9, B-1.8
SHORT-TIME THERMAL CURRENT I _{th}	kA	2,4,8,16,32
NOMINAL DYNAMIC CURRENT	kA	2.5 I _{th}
FREQUENCY	Hz	50 -60
INSULATION CLASS		F
BIL, WAVE	kV	200
CREEPAGE DISTANCE	in	44.6"
WINDING MATERIAL		Copper
WEIGHT	Lbs	83.7

Transformation Relations:

CURRENT RATIO (A)	RATING FACTOR [30°C]
5/5	3.0
10/5	3.0
15/5	3.0
20/5	3.0
25/5	3.0
30/5	3.0
40/5	3.0
50/5	3.0
60/5	3.0
75/5	3.0
100/5	3.0
150/5	3.0
200/5	3.0
300/5	3.0
400/5	2.0
500/5	2.0
600/5	2.0
800/5	1.5

Testing:

The equipments are 100% verified in accordance with the IEEE C57.13 Standard testing.

Installation:

The transformers are meticulously designed for outdoor installation, accommodating both vertical and horizontal orientations with equal efficiency.

